

**EVIDENCE**

**Document Your Cases**



**digifort**

**SIMPLE | POWERFUL | TRUSTED**



# EVIDENCE

## Comprehensive Incident Reporting & Searchable Case Management

**Ditch the Paper & USBs  
Go Digital**



**From the Camera  
To Valid Evidence**



Evidence is protecting sensitive data to improve crime & Incident investigations that are crucial and closely tied to public safety and law enforcement.

Move beyond traditional incident reporting, enabling users to link reports to relevant video footage for complete and accurate evidence. With customizable forms, priority assignment, and an integrated dashboard, the module enhances operational efficiency to a new level.

### Key Features:

#### Incident Documentation

Record detailed incidents with precision, linking each report to specific camera footage. This ensures that every event is supported by visual evidence, making the system highly reliable for audits, investigations, and accountability.

#### Priority Assignment

Assign priority levels to incidents to differentiate critical situations from routine reports. This feature ensures that resources are allocated effectively, and urgent issues are addressed without delay.

#### Customizable Forms

Organizations can design incident forms tailored to their specific requirements and operational needs. Whether it's a security breach, maintenance issue, or other significant events, forms can be adjusted to capture all necessary details.

#### Integrated Dashboard

A centralized Evidence dashboard provides a comprehensive view of incidents, enabling users to monitor trends, analyze data, and track resolution statuses in real-time. It offers actionable insights, helping organizations optimize their incident response protocols.



**New Incident**

Date & Time

Priority Level

**Incident Description**

**Incident Type**

Abnormal Behavior

Accident

Car Accident

Shop Lifting

**Attach Video Footage from the Digifort Server.**

**Attach any Documents Involving the Incident.**



## EVIDENCE

### Detailed Summary of Evidence System Features and Connectivity



#### General Features

- Windows service with extremely low resource consumption.
- It can be installed on the same server as Digifort VMS without impacting performance.
- A mapped directory on another server or storage device can be configured to store these resources.
- Multilingual support: English, Portuguese, and Spanish.



#### Google Maps Integration

- Google Maps integration allows locations to be attached to incidents, such as the place where the event occurred or other location requirements for each incident.
- Location registration simplifies the association of recurring locations with incidents. Locations can also be linked through addresses entered by the user, provided the user has permission to do so.



#### Digifort VMS Server Integration

- Any number of servers can be integrated.
- Allows synchronization of users registered in Digifort VMS.
- Supports Microsoft Active Directory authentication through the Digifort VMS server.

Attention should be given to disk usage for storing videos and other incident attachments.



#### Users

- Allows registration of native Evidence users and users imported from Digifort VMS.
- Users can be grouped to simplify permission delegation.

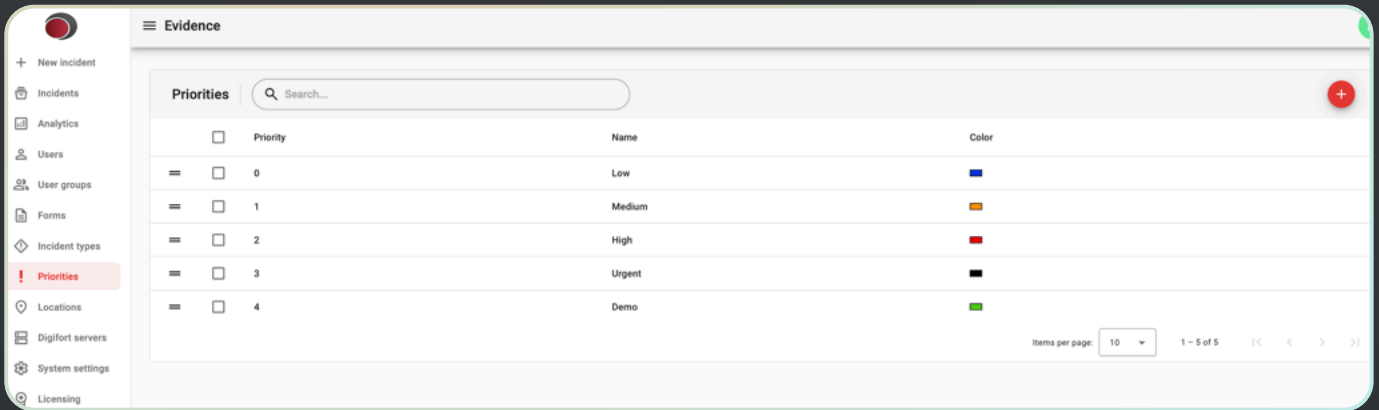


# EVIDENCE

## Define Incident Structures, Workflows, and Access Controls Clearly

### ✓ Priorities

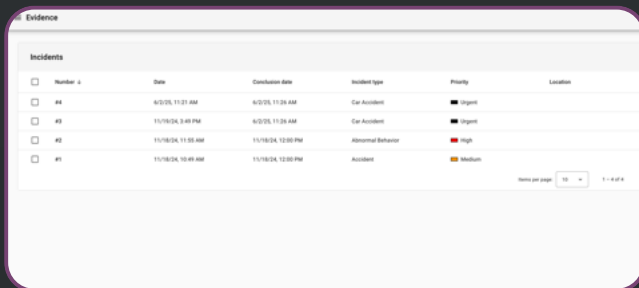
Priority levels can be defined by name and color and linked to incidents.



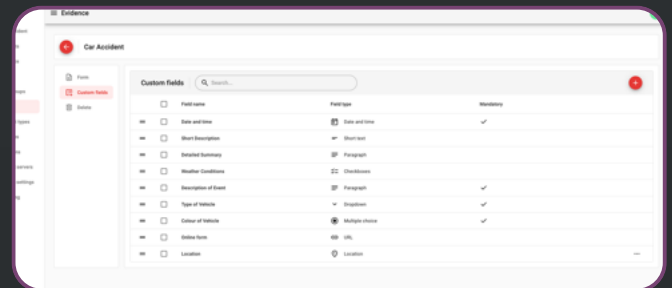
### ⚠️ Incident types

- Incident types must be associated with each incident for categorization purposes.
- Each incident type can have a custom form with user-defined fields.
- Each incident type may have a fixed priority or allow the user to define the priority when creating the incident.
- Each incident type has user permissions for viewing, creating, editing, and deleting.
- Each incident type can be configured to require a Google Maps location attachment or make it optional.

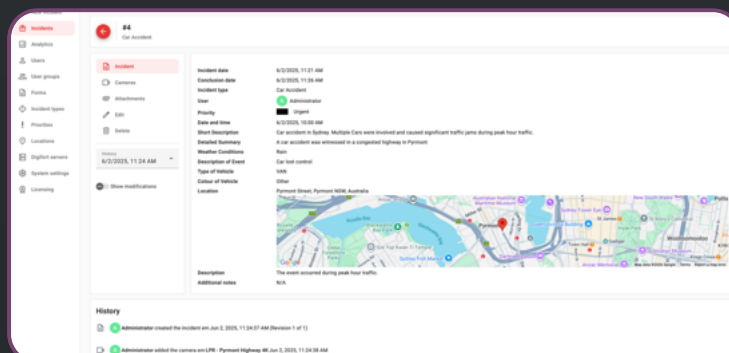
#### Category



#### Custom Form



#### Google Maps





# EVIDENCE

## Nested Incident


Incident types can be nested within one another to create custom categories.

Here are some examples:




### ACCIDENT

- With injuries
- Without injuries
- Pedestrian accident
- Rollover
- Multi-vehicle collision



### Personal

- Fall
- Medical emergency
- Drowning
- Workplace accident



### Robbery

- Armed
- Unarmed



### Fire

- Residential Fire
- Commercial Fire
- Vehicle Fire



### Violence

- Physical Assault
- Domestic Violence
- Fight
- Threat

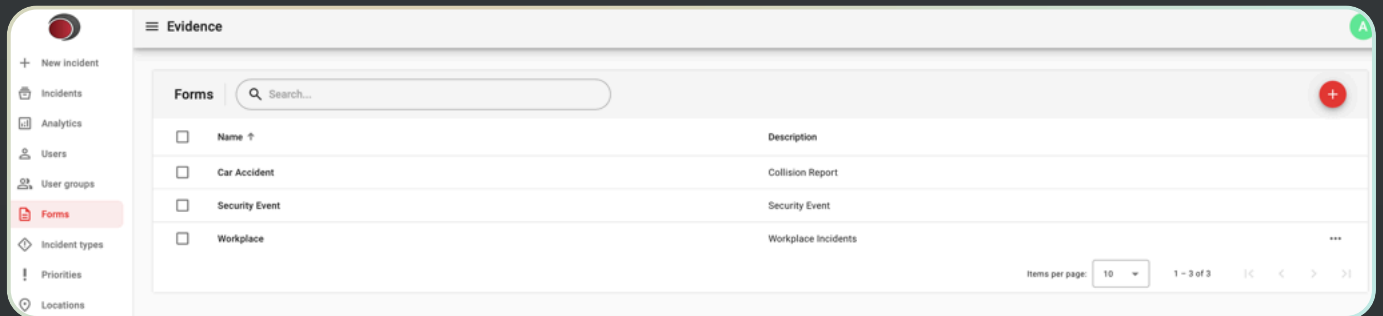




# FORMS

## Customizable Forms for Consistent Incident Data Collection

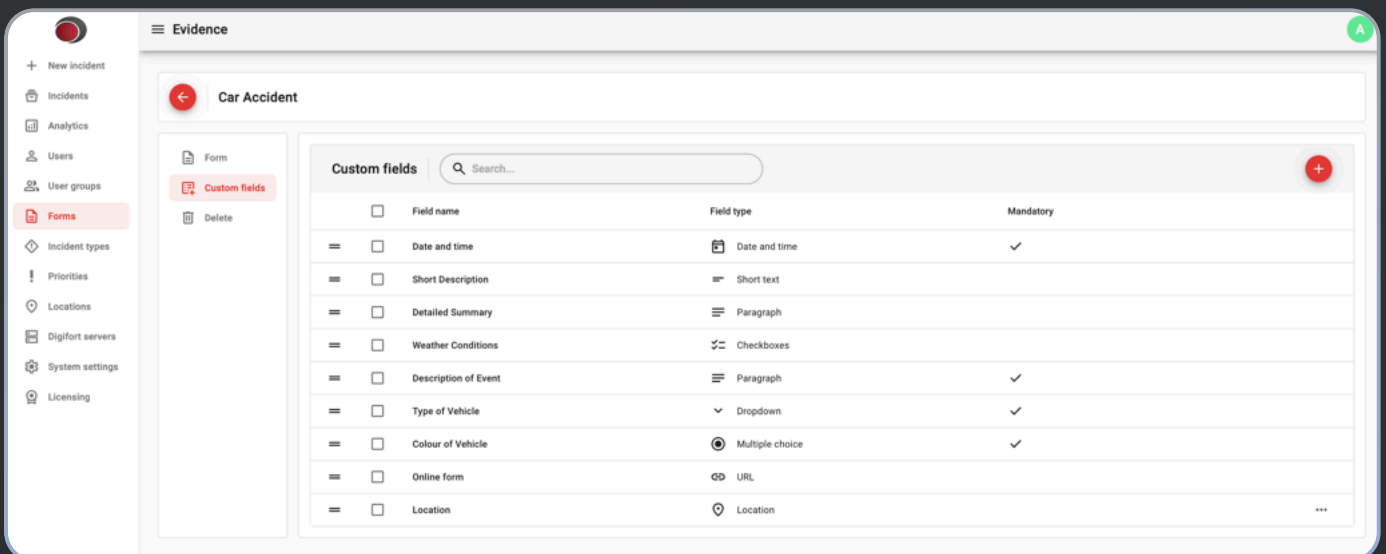
Forms should be attached to each incident type. Custom form fields are automatically loaded when an incident type is selected during incident creation.



## Custom Fields

All custom fields share the following common properties:

- Optional text that can be displayed to the user with instructions on how to complete the field.
- Required or optional.



## Custom Field Types

- Date
- Time
- Date and time
- Grouped checkboxes
- Grouped multiple-choice fields
- Dropdown menu
- URL
- Location

### Short text

- Minimum length
- Maximum length

### Long text

- Maximum length

### Numeric field

- Minimum value
- Maximum value
- Decimal places



# FORMS

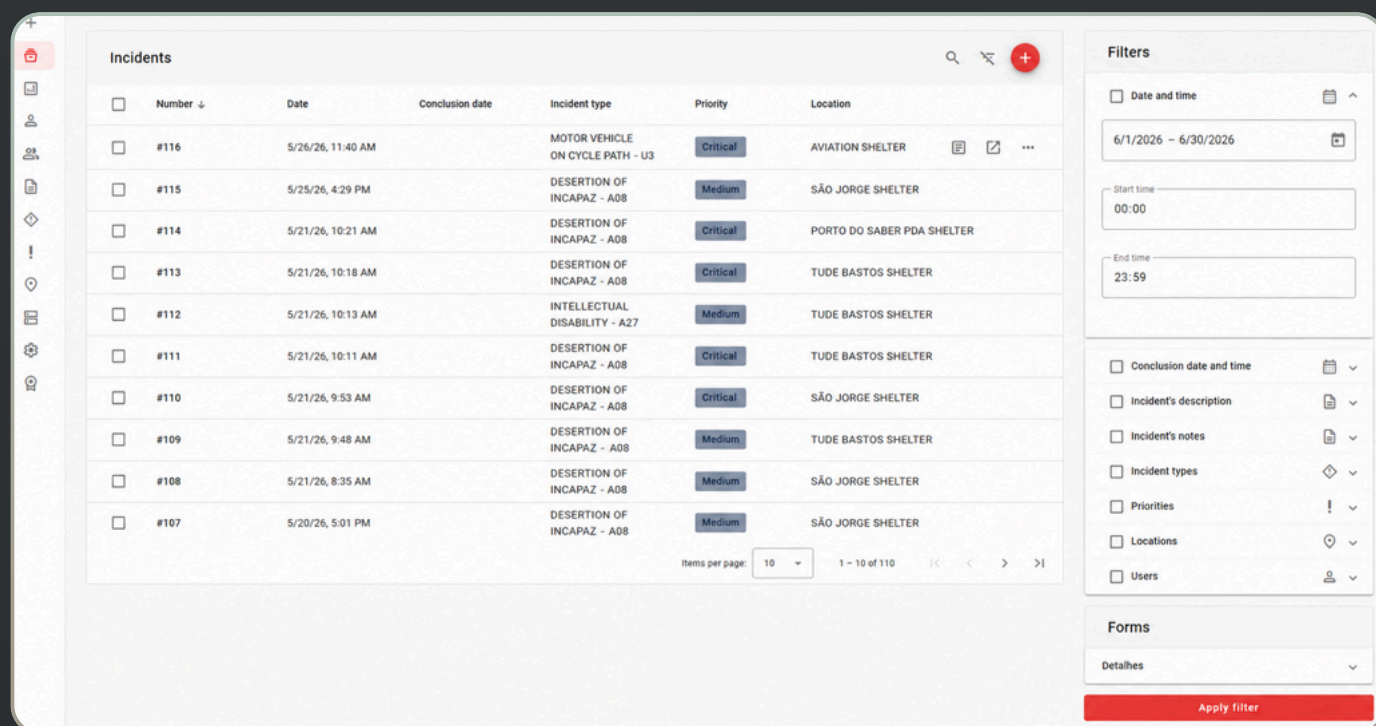
## Design Flexible Incident Registration Forms

### Global Custom Fields

Global custom fields should be used when the same information appears in different forms. *For example, the identification document of a person involved in an incident.* Searches performed using these global fields will return all incidents containing that information, regardless of the incident type or associated form.

### Viewing Registered Incidents

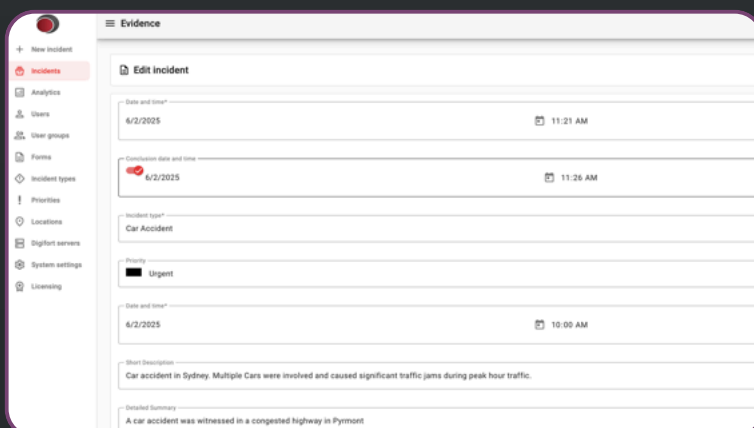
- Allows sorting the list of incidents by number, date, completion date, incident type, priority, and location.
- Allows exporting or emailing incidents in PDF and CSV formats.



Number	Date	Conclusion date	Incident type	Priority	Location
#116	5/26/26, 11:40 AM		MOTOR VEHICLE ON CYCLE PATH - U3	Critical	AVIATION SHELTER
#115	5/25/26, 4:29 PM		DESERTION OF INCAPAZ - A08	Medium	SÃO JORGE SHELTER
#114	5/21/26, 10:21 AM		DESERTION OF INCAPAZ - A08	Critical	PORTO DO SABER PDA SHELTER
#113	5/21/26, 10:18 AM		DESERTION OF INCAPAZ - A08	Critical	TUDE BASTOS SHELTER
#112	5/21/26, 10:13 AM		INTELLECTUAL DISABILITY - A27	Medium	TUDE BASTOS SHELTER
#111	5/21/26, 10:11 AM		DESERTION OF INCAPAZ - A08	Critical	TUDE BASTOS SHELTER
#110	5/21/26, 9:53 AM		DESERTION OF INCAPAZ - A08	Critical	SÃO JORGE SHELTER
#109	5/21/26, 9:48 AM		DESERTION OF INCAPAZ - A08	Medium	TUDE BASTOS SHELTER
#108	5/21/26, 8:35 AM		DESERTION OF INCAPAZ - A08	Medium	SÃO JORGE SHELTER
#107	5/20/26, 5:01 PM		DESERTION OF INCAPAZ - A08	Medium	SÃO JORGE SHELTER

### Incident Creation

The standard form contains some fixed fields. When an incident type is selected, the custom fields from the attached form, if any, are automatically loaded.





# INCIDENTS

## Monitor, Update, and Review Incident Activity

### Incident Search

All Categories ▼

Incidents can be searched using fixed fields or any custom field defined in registered forms.

#### Fixed Search Filters

- Date and time range
- Incident description
- Incident types
- Priorities
- Locations
- Users who created the incidents
- Advanced filtering by standard criteria and custom form fields.



#### Incident Change History


- Existing incidents can have their fields modified by users who have edit permissions for the corresponding incident type.
- The system stores the history of all modifications made to each incident field, including the user who made the change. It is possible to select an incident version by date and compare each modified field with the previous version.

### Evidence

#93  
ACCIDENT - A08

Version 3 of 4

<b>Incident</b>	05/19/2026, 13:22
Incident type	ACCIDENT - A08
User	Administrator
Priority	Critical occurrence Medium
Location	SOUTH EXPRESSWAY X FRANCISCO COUTINHO STREET Via Expressa Sul, Aviation, Praia Grande



OCR Alert	NO
Facial Alert	NO
Learned Weapon	03
Analytical Shot	NO
Apprehended Individual	04
Minor	02
Description	just a test, any resemblance is purely coincidental

#### History

- Administrator created the incident on May 19, 2026, 1:23:03 PM (Revision 1 of 4)
- Administrator added the attachment on 05/19/2026 13:19:59 - 05/19/2026 13:20:58 zip.001 on May 19, 2026, 1:23:06 PM
- Administrator modified the incident on May 20, 2026, 1:54:58 PM (Revision 2 of 4)

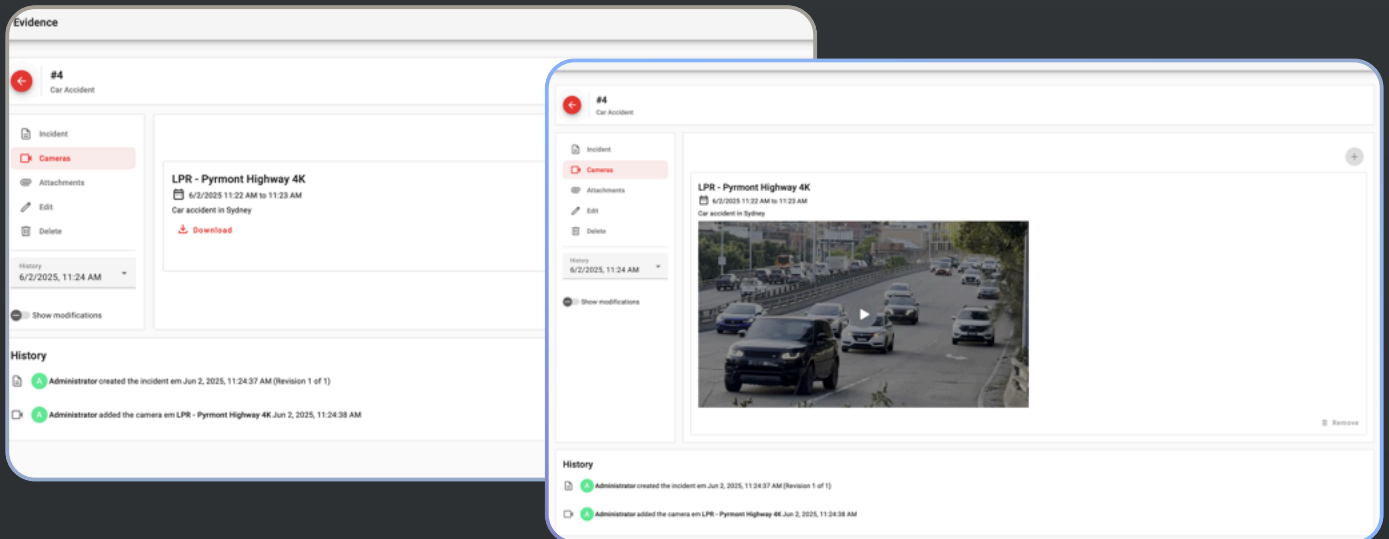


# ATTACHMENTS

## Centralized Storage for Evidence and Documentation

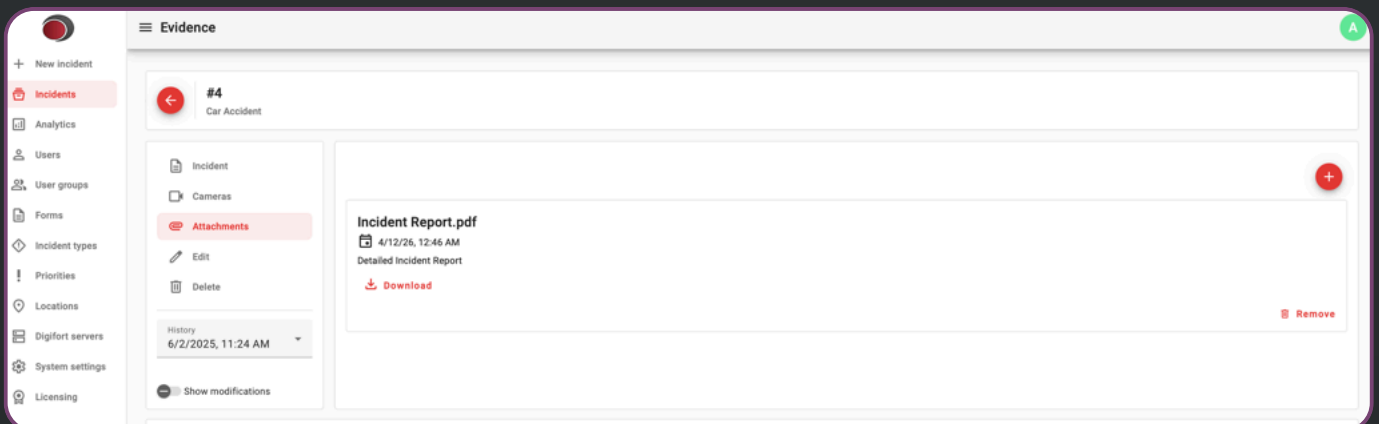
### Attach Digifort VMS Cameras

- Allows cameras from Digifort VMS servers to be automatically added to an incident. When a camera is selected, the video is automatically exported to Evidence in .mp4 format and stored in its own storage.
- It is also possible to reference the camera without exporting the video.
- Fully customizable Digifort video exports:
  - Overlay camera information, descriptions, and timestamps on footage.
  - Metadata display for enhanced video documentation.
  - Custom watermarking for branding and security.
  - Audio-inclusive video export capabilities.



### Attach Other Documents

Allows other documents to be attached to the incident, such as .doc, .pdf, .jpg, and other files. These files are stored in Evidence's own storage.





# EVIDENCE DASHBOARD

## Centralized Analytics and Incident Monitoring

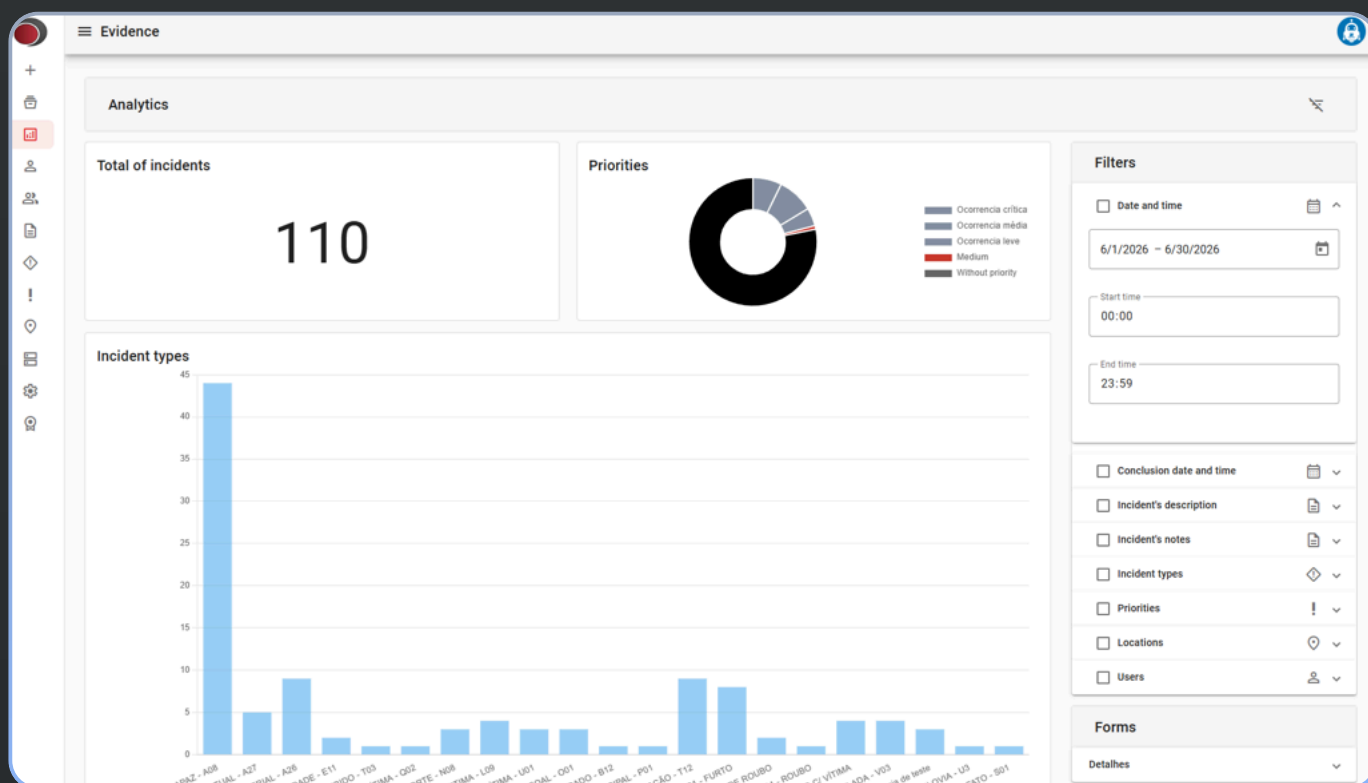


### Dashboard

The Dashboard provides a centralized view of incident data, allowing users to monitor activities and identify trends through visual analytics and configurable filters.

The dashboard includes:

- Total number of incidents within the selected period.
- Distribution of incidents by priority level.
- Breakdown of incidents by type through graphical reports.
- Advanced filtering options based on:
  - Incident date and time
  - Conclusion date and time
  - Incident descriptions
  - Incident notes
  - Incident types
  - Priorities
  - Locations
  - Users
  - Advanced filtering by standard criteria and custom form fields.





# CONTACT US

## We're Here for You Worldwide

Wherever you are, our international teams are ready to assist you. Please find the contact details for your nearest office below.

### Americas

#### USA

[sales.usa@digifort.com](mailto:sales.usa@digifort.com)

#### Brazil

[contato@digifort.com.br](mailto:contato@digifort.com.br)

#### Argentina

[operaciones@digifort.com](mailto:operaciones@digifort.com)

#### Colombia

[info.colombia@digifort.com](mailto:info.colombia@digifort.com)

#### Mexico

[contacto.mexico@digifort.com](mailto:contacto.mexico@digifort.com)

### Asia Pacific

#### Australia/New Zealand

[info@digifort.com](mailto:info@digifort.com)

#### Hong Kong/Taiwan

[a.sales@digifort.com](mailto:a.sales@digifort.com)

#### Thailand/Vietnam

[a.sales@digifort.com](mailto:a.sales@digifort.com)

#### Malaysia/Singapore/ The Philippines

[a.sales@digifort.com](mailto:a.sales@digifort.com)

#### India

[i.support@digifort.com](mailto:i.support@digifort.com)

### Europe

#### UK

[eu.sales@digifort.com](mailto:eu.sales@digifort.com)

#### France

[fr.sales@digifort.com](mailto:fr.sales@digifort.com)

### Middle East & Africa

#### UAE

[e.sales@digifort.com](mailto:e.sales@digifort.com)

#### Qatar

[e.sales@digifort.com](mailto:e.sales@digifort.com)

#### Egypt

[e.sales@digifort.com](mailto:e.sales@digifort.com)

#### Saudi Arabia

[e.sales@digifort.com](mailto:e.sales@digifort.com)

#### Oman

[e.sales@digifort.com](mailto:e.sales@digifort.com)

#### Bahrain

[e.sales@digifort.com](mailto:e.sales@digifort.com)



**SIMPLE | POWERFUL | TRUSTED**

**Disclaimer:**

Specifications, features, and availability are subject to change without notice. Photographs are indicative only.

All trademarks are the property of their respective owners.

For complete product information and our terms & notices, visit our website.

© 2026 Digifort Pty. Ltd. All rights reserved.